



台南企業股份有限公司

TAINAN ENTERPRISES CO., LTD.

2026 Q1 Investor Conference

2026.05.21



Safe Harbor Notice

The content and related information in this briefing report and the synchronous announcement are sourced from Tainan enterprises inner and outer material, including the operation result, financial situation and the business development, et cetera.

No financial forecasting is released by Tainan enterprises . Discrepancy may be existed between the actual result in the future and the estimated opinion to the company operation and business developing subjects indicated in this briefing report with respect to the financial, business and Q&A part. The causes of the discrepancy may include the variation of market needs, price fluctuation, competition activities, international economic situation, exchange rate fluctuation, upper and downer stream supply chain, and any other risk factors that beyond Tainan enterprises control.

The prospects to the future in this briefing report reflect Tainan enterprises vision of future. Tainan enterprises is not responsible for any notification or update with regard to any change or adjustment to these prospects in the future.



TAINAN

2026 COMPANY PROFILE

TAINAN ENTERPRISES CO., LTD

CONTENT



1

ABOUT US

MANUFACTURE
CAPACITY

2

3

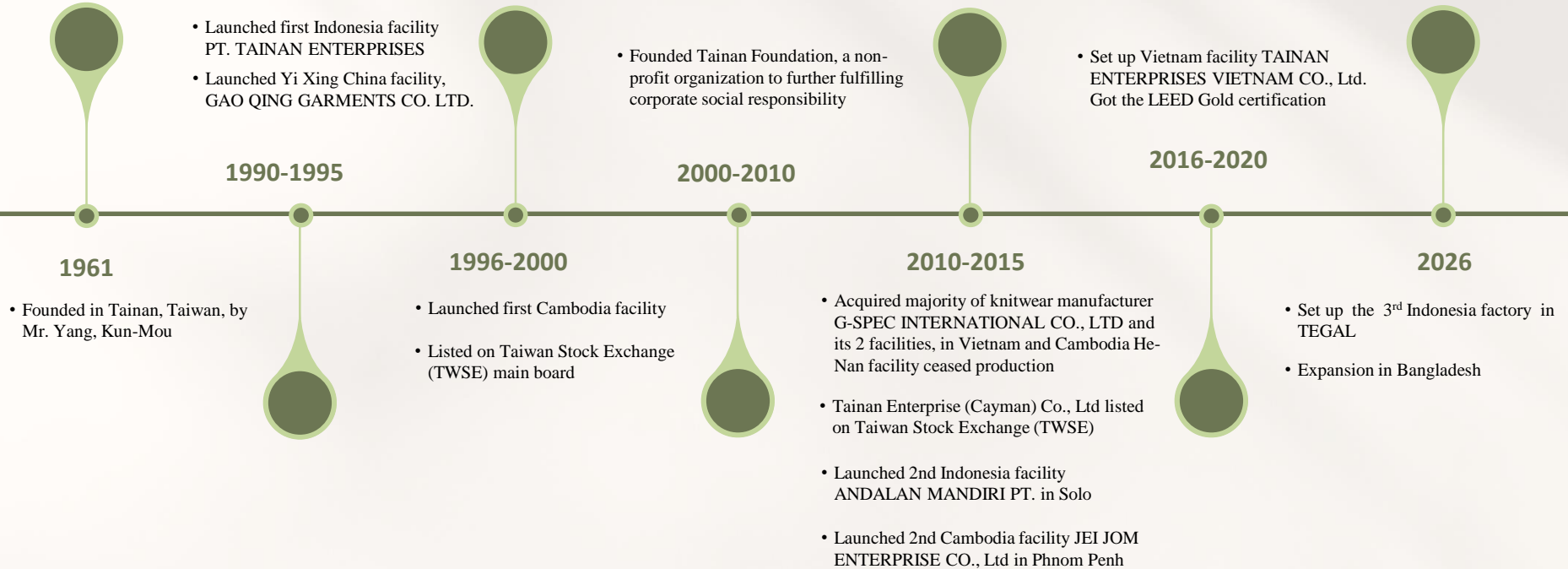
FINANCIAL



1 ABOUT US




OUR STORY



OUR CLIENTS



MACY'S



EILEEN FISHER

EILEEN FISHER



GAP



J.CREW



ROOTS



FREE PEOPLE



TALBOTS



MIZZEN+MAIN



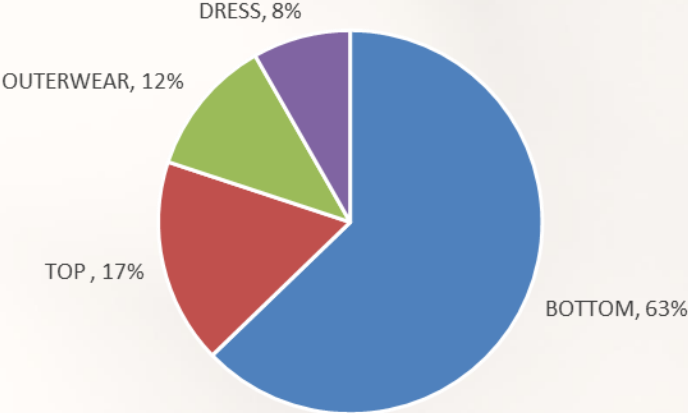
ANN TAYLOR



OYSHO

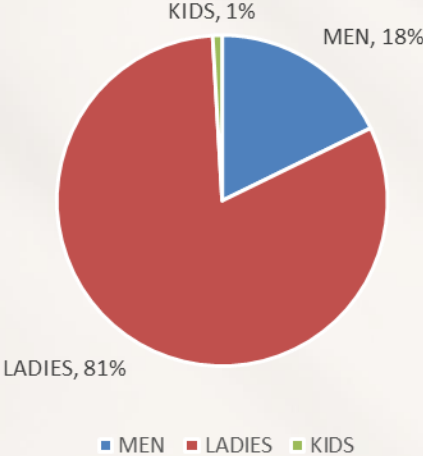
COMPANY METRICS

By Product Category



By Product Category

By Gender

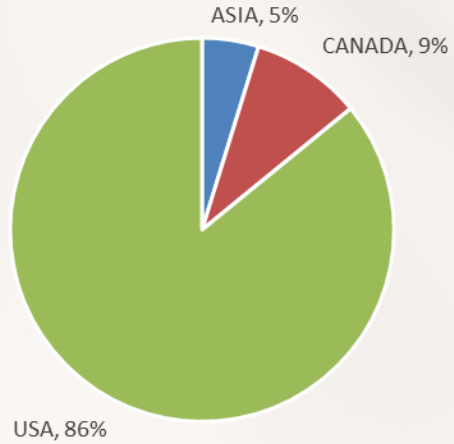


By Gender



COMPANY METRICS

Global Market Share



Global Market Share



• T A I N A N

2 MANUFACTURE CAPACITY



TAINAN FACILITY

Bangladesh

- Denim
- Sports wear

Vietnam

- Woven bottom/top
- Light outerwear
- Athleisure apparel

Cambodia TC1+TC3

- In-house laundry facility
- Woven bottom/top
- Light outerwear
- Athleisure apparel

Cambodia GIN SOVANN

- Performance active wear
- Athleisure apparel
- Cut-and-Sew knits
- Sleepwear
- Loungewear

China

- Novelty items
- Complicated craftsmanship
- Embellishment
- Fast turn around
- Development center

Taiwan

- R&D sample room
- Active wear
- Small size order

Indonesia

- Outerwear
- Jacket
- Blouse
- Refined and tailored garments
- Denim
- Affiliate laundry facility

Taiwan

- 2 LINES
- 30,000 pcs/mth

China

- 10 LINES
- 100,000 pcs/mth

Indonesia

- **JAKARTA** 40 LINES
- 360,000 pcs/mth

- **SOLO 1** 24 LINES
- **SOLO 2** 22 LINES
- 420,000 pcs/mth

Cambodia

- **TC1+TC3** 56 LINES
- 600,000 pcs/mth

- **GIN SOVANN** 20 LINES
- 300,000 pcs/mth

Vietnam

- 26 LINES
- 300,000 pcs/mth

Bangladesh

- Knit + Woven
- 100,000 pcs/mth

- Woven + Denim
- 100,000 pcs/mth



FACTORY APPROVED BY



3 Financial

TAINAN

SPRING SUMMER 2026



Financial Statements(I)

Fiscal Year	Revenue		Gross Profit	Operating Profit	Profit before income tax	Profit for the year	Earnings Per Share
	Amount (NT\$ mn)	YOY(%)	(NT\$ mn)	(NT\$ mn)	(NT\$ mn)	(NT\$ mn)	(NT\$)
2022	7,529	30.69	1,219	235	347	301	2.06
2023	6,508	(13.56)	1,162	286	360	311	2.13
2024	7,446	14.41	1,365	371	520	441	3.02
2025	6,678	(10.31)	1,047	90	126	83	0.57
2026Q1	1,959	(21.51) (Compared to 114Q1)	360	103	123	100	0.69

Financial Statements(II)

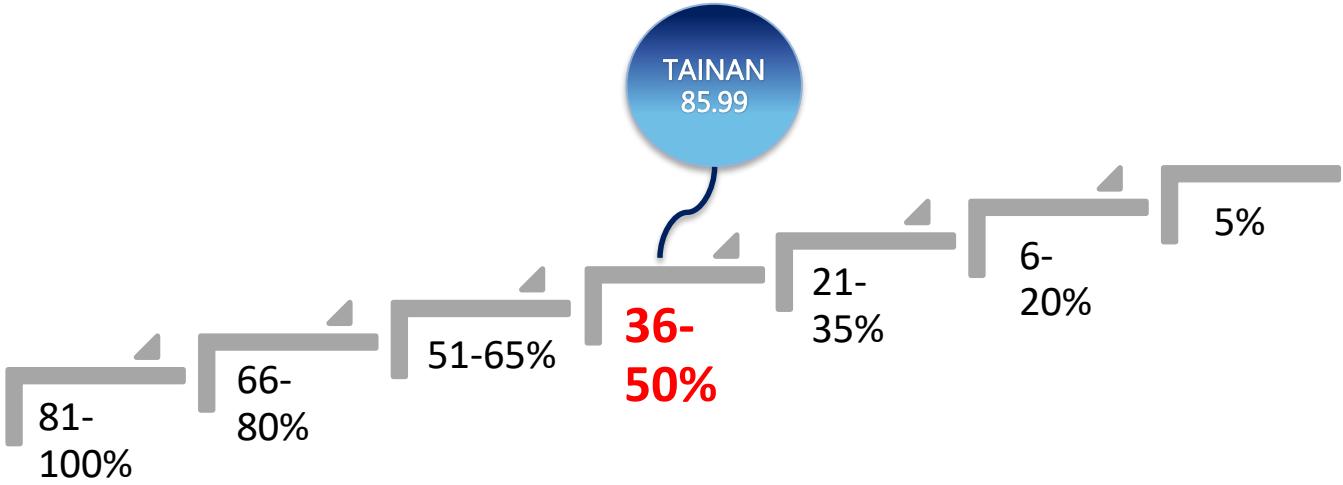
Fiscal Year	Profitability		
	(%) Gross Profit Margin	(%) Operating Profit Margin	(%) Net Profit Margin
2022	16.19	3.13	3.99
2023	17.86	4.40	5.53
2024	18.34	4.99	6.99
2025	15.68	1.35	1.88
2026Q1	18.38	5.27	6.26

Dividend Policy

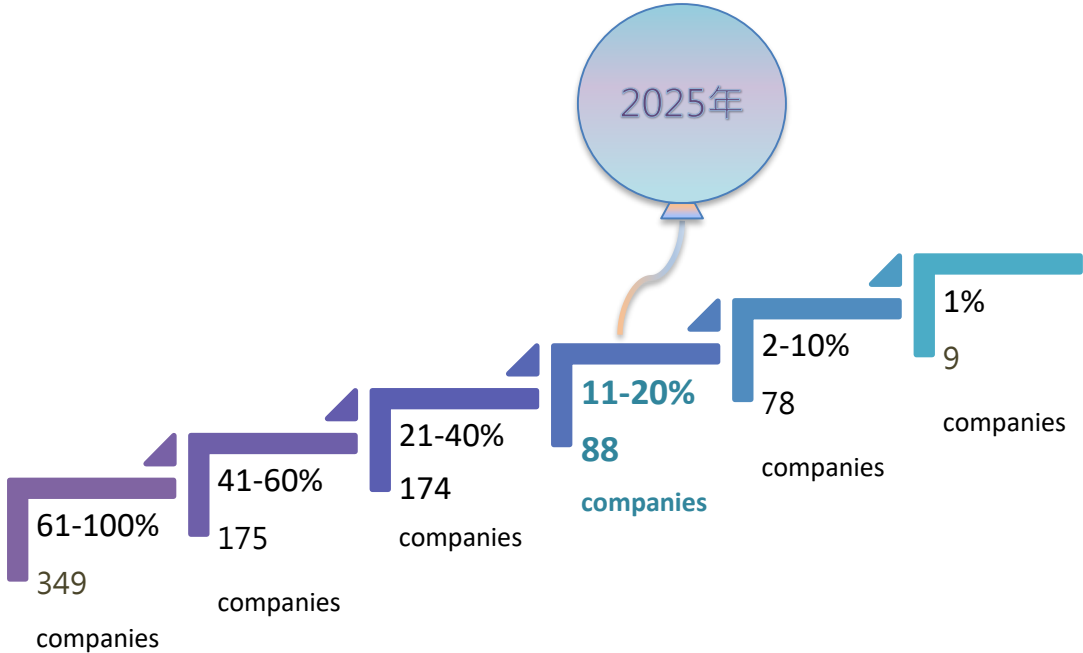
- According to the corporate law & the company' s regulation
- Depend on the company' s short & long term operation plan and profitability
- Depend on the company' s cash position

Year	Earnings Per Share (NT\$)	Cash Dividend (NT\$ / Share)	Stock Dividend (NT\$ / Share)	Dividend Payout Ratio (%)
2021	(0.92)	0.1	0.0	-
2022	2.06	1	0.0	48.54
2023	2.13	1.2	0.0	56.33
2024	3.02	2	0.0	66.22
2025	0.57	0.5	0.0	87.72

The 12th (2025) Corporate Governance Evaluation



The 12th (2025) Corporate Governance Evaluation- Category ranking gap with market value less than 5 billion- 873 Companies





CONTACT US

<https://www.tai-nan.com/>

TAIWAN OFFICE

15F, No.15-1,
Han-Chou South RD., Sec 1,
Taipei, Taiwan 100